

MISSISSIPPI BASS TOURNAMENT PROGRAM 2013 ANNUAL REPORT



FISHERIES BUREAU



MISSISSIPPI WILDLIFE, FISHERIES, AND PARKS

1505 Eastover Drive
Jackson, MS 39211
www.mdwfp.com



Your purchase of fishing equipment and motor boat fuels supports Sport Fish Restoration and boating access facilities.

The Mississippi Department of Wildlife, Fisheries, and Parks (MDWFP) began a program in 1998 for bass tournament anglers to help biologists monitor bass populations. These results continue to be a valuable addition to the data that MDWFP biologists use to manage bass populations. In some waters, it may be the only measure we have of what anglers are catching.

Bass clubs and tournament organizers are encouraged to provide tournament results to MDWFP on the form shown below. The form may be mailed, faxed or emailed to the address below. Forms, reports and data input can be accessed via internet at:

<http://www.mdwfp.com/fishing-boating/fishing-tournaments.aspx>

MISSISSIPPI BASS TOURNAMENT REPORT CARD

Lake: _____	Date: _____	Start: _____	Stop: _____
Tournament Type: Individual () Team ()	Director: _____		
Club or Organization: _____	Phone: _____		
Address: _____	City: _____	State: _____	Zip: _____
Total No. of Anglers or Teams: _____	Limits Caught: _____		
Number of bass weighed-in: _____			
Total Weight (all bass): _____ Lbs.	_____ ozs./tenths		
First Place Weight: _____ Lbs.	_____ ozs./tenths		
Tournament Lunker: _____ Lbs.	_____ ozs./tenths		
No. of Bass over 5 Pounds: _____			

By mail: Mississippi Wildlife, Fisheries, & Parks
C/O Larry Pugh
1505 Eastover Drive
Jackson, MS 39215

ph: 601-432-2208
fax: 601-432-2203
email: larry.pugh@mdwfp.state.ms.us

2013 Bass Tournament Summary

2013 was another good year for Mississippi's bass tournament anglers and included 189 tournament reports. Average statistics for all lakes in 2013 were very similar to those in 2012 and still above the previous eight years of reporting. At least five reports were received from 10 lakes that are included in the "Final Rankings." Quality indicators continue to improve, with hours to weigh-in a bass over 5 pounds continuing to decline and average lunker weight the highest ever reported. Anglers are raving about the quality of the fishing at Bay Springs and the Tennessee-Tombigbee Waterway (TTW) lakes, and Pickwick Lake and Ross Barnett Reservoir are still cranking out more bass over 7 pounds than any other lake in the State. The following summarizes the most important points from the 2013 Tournament Report:

- 189 reports were submitted from 24 different lakes
- **Pickwick Lake** finished as the top lake in overall quality indicator rankings followed by **Bay Springs, the TTW lakes,** and the **Pearl River.**
- 43 bass over 7 pounds were weighed-in, which was the most ever reported.

Statewide Tournament Statistics

2.21 - Number of bass caught per angler-day

4.31 - Pounds of bass caught per angler-day

2.10 - Average weight of bass caught

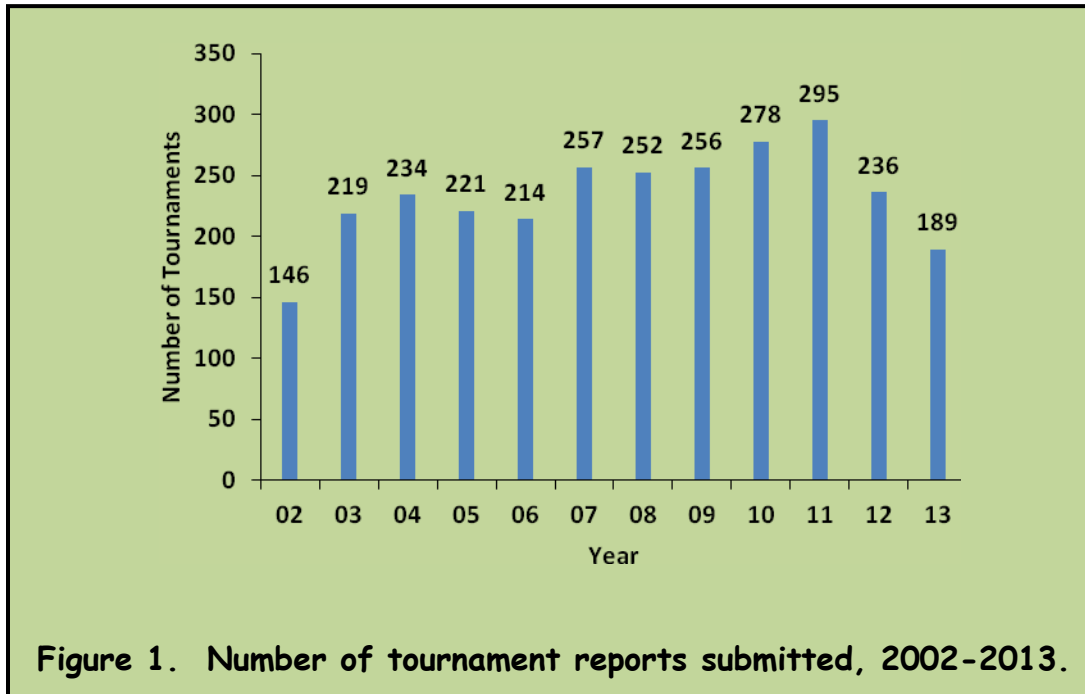
166 - Hours to catch a 5 pound bass

5.25 - Average lunker, or big bass weight

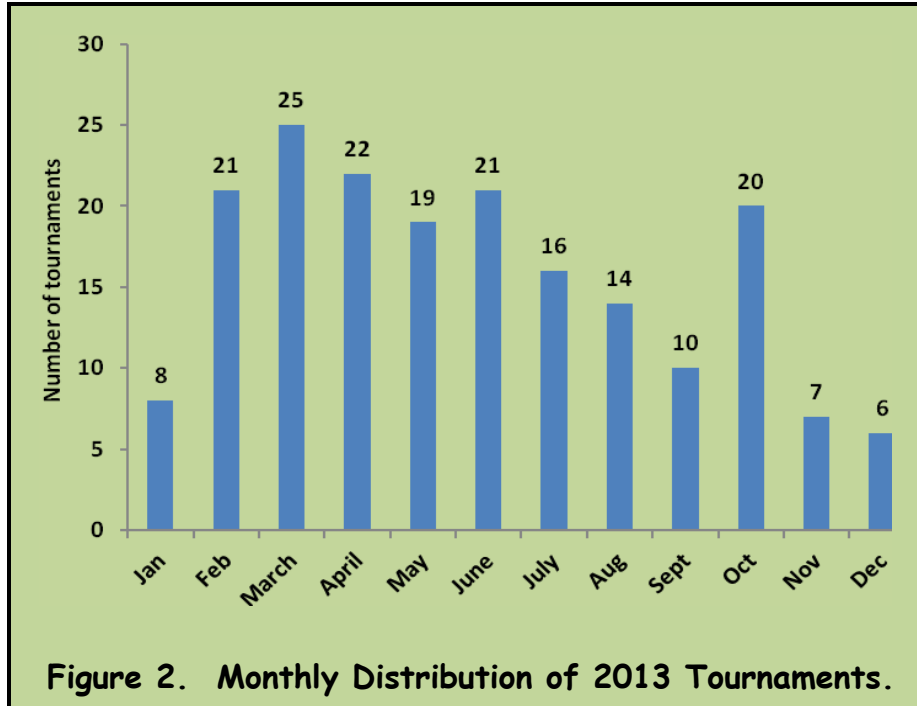
14.87 - Average 1st place weight

260 - Number of bass 5 pounds and larger

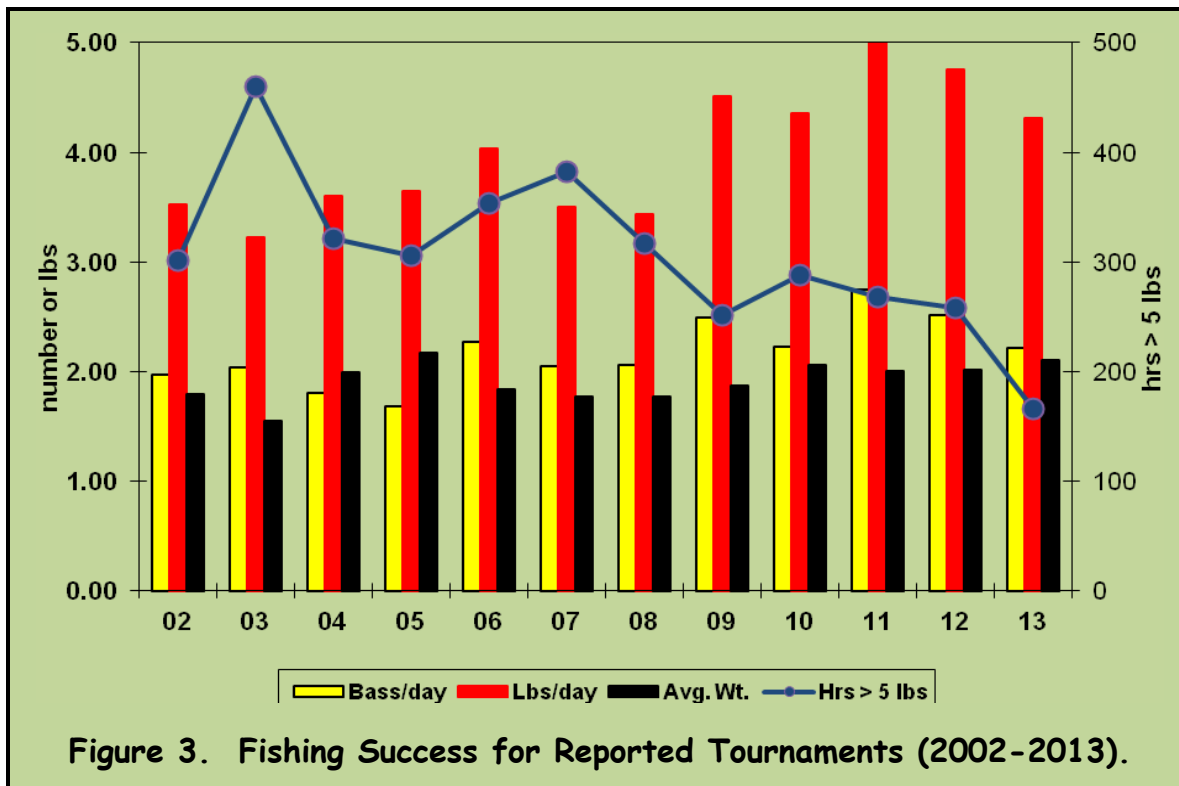
- A total of 189 tournaments reported 6,285 anglers that weighed-in 12,556 bass (Table 1). Report cards were received for 24 lakes. The number of tournament reports declined in 2013, and was the lowest since 2002 (Figure 1). The most reports again came from Ross Barnett Reservoir and Pickwick Lake.



- It took an average of 14.87 pounds to win a tournament in 2013 (Table 1). Of lakes with a least five tournaments reported, Lakes Pickwick, Bay Springs and Ferguson had the highest average winning weights.
- Average weight of bass ranged from 1.31 pounds at Back Bay to 4.20 pounds at Eagle Lake (Table 1). The statewide average weight was 2.10 pounds. Using average length of tournaments to define an angler day, the number of bass caught/angler day was highest on the Jourdan River and pounds caught/angler day was highest at Pickwick Lake.
- The seasonal distribution of 2013 tournaments appears in Figure 2. March, April, May and October all had over 20 tournaments per month reported. Tournament reports were submitted from all 12 months.



- Tournament catch for numbers and pounds per day were similar to 2012 and continue to be some of the highest values recorded since the start of reporting (Figure 3). The hours to catch a bass 5 pounds or larger (166 hours) has declined each year since 2007.



- Lakes with at least five tournament reports were ranked by averaging six “quality indicators” (Table 2). The top five lakes in 2013 were Pickwick, Bay Springs, Tennessee-Tombigbee Waterway (TTW) lakes, Pearl River and Ross Barnett Reservoir. Pickwick Lake received the highest ranks for four of the six quality indicators. Bay Springs received high marks for winning weight and hours to catch a bass over 5 pounds. The TTW lakes had high scores for numbers and pounds of bass weighed-in per day. The Pearl River scored high for number weighed-in and percentage of limits weighed-in and Ross Barnett Reservoir received high scores for average first-place weight and lunger. Pickwick replaced Ferguson as the top lake in 2013. Bay Springs moved up from third to second, with the TTW lakes holding down third. The Pearl River made its first appearance in the top-5 tournament lakes in the state at fourth and Ross Barnett dropped one spot to fifth. Natural fluctuations in bass abundance and size structure are normal, plus environmental conditions and angling pressure vary from year to year.
- Seven of the top-10 heaviest 5-bass limits came from Pickwick Lake in 2013, with two of the limits pushing 30 pounds (Table 3). The two largest sacks were weighed-in at Pickwick in February and March in the Fishers of Men and Clay's Bait & Tackle tournaments. The TTW lakes, Flint Creek and Ross Barnett Reservoir produced the remaining three sacks. Six of the 10 big sacks were weighed-in from January through March.

Table 3. The top 10 heaviest limits weighed-in from the 2013 MDWFP Bass Tournament Program Report.

Lake	Date	Tournament	1st Place Weight
Pickwick Lake	21-Mar	Fishers of Men	29.52
Pickwick Lake	28-Feb	Clay's Bait & Tackle	29.48
TTW lakes	2-Mar	Lee County	27.90
Pickwick Lake	11-May	Clay's Bait & Tackle	27.84
Flint Creek	9-Feb	Fishers of Men	27.10
Pickwick Lake	16-Feb	Fishers of Men	26.94
Pickwick Lake	14-Dec	Pickwick Winter Trail	25.59
Pickwick Lake	23-Mar	Clay's Bait & Tackle	25.28
Ross Barnett Reservoir	18-May	CGM Trail	25.17
Pickwick Lake	22-Jun	Fishers of Men	24.82

- The number of bass weighed-in over 5 pounds increased in 2013. On average, it took 166 angler hours, or 20 angler days, to weigh-in a bass over five pounds during 2013. There were 260 bass five pounds or larger (2% of the total number) weighed-in in 2013.
- Of these, 43 bass were at least seven pounds, and two were over 10 pounds (Table 4). Sixty-seven percent of the big bass came from either Pickwick or Ross Barnett. The largest bass caught was at Pickwick Lake and weighed 11.83 pounds.
- Twenty-two clubs or tournament organizations submitted 189 reports (Table 5). Sixteen clubs submitted five or more reports and seven clubs submitted 10 or more. The average number of reports received per club or organization was nine.
- Team tournaments were again slightly more popular than individual tournaments with 60% of the reports submitted from team events. These tournaments averaged 21 teams per tournament. Individual tournaments accounted for 40% of the reports and averaged 26 participants per event.
- Limits of bass were weighed-in by 39% of all anglers or teams, and were slightly lower than the percent limits weighed-in in 2012.
- Tournament bag limits varied from 3 to 5 bass and were more restrictive than state regulations. Most tournaments had a 12-inch minimum length limit.

Success of this program depends on participation from clubs and tournament organizers with MDWFP. We thank all those who voluntarily submitted report cards. Higher numbers of reports allow better estimates of fishing conditions, not just a good or bad day's fishing by one or two clubs. Results can be used by tournament directors, anglers and biologists to better manage and enjoy our fisheries resources.

Angler involvement has been and remains the key to protecting and managing Mississippi's fisheries resources.

Table 4. Summary of bass weighed-in that were seven pounds or larger from the 2013 MDWFP Bass Tournament Program Report.

<u>LUNKER</u>	<u>DATE</u>	<u>LAKE</u>	<u>TOURNAMENT</u>
11.83	28-Feb	Pickwick Lake	Clays Bait & Tackle
10.26	14-Dec	Pickwick Lake	Pickwick Winter Trial
9.20	23-Feb	Ross Barnett Reservoir	FLW
9.19	21-Mar	Pickwick Lake	Fishers of Men
9.18	9-Mar	Bay Springs Lake	Attala Bass Club
9.17	25-May	Lake Lincoln	Media Bass
9.01	9-Feb	Flint Creek	Fishers of Men
9.00	17-Feb	Ross Barnett Reservoir	Safe Harbor
8.97	2-Mar	TTW lakes	Lee County
8.25	30-Mar	Pickwick Lake	AL DNR B.A.I.T.
8.07	23-Feb	Flint Creek	Media Bass
8.01	10-Feb	Ross Barnett Reservoir	Media Bass
7.95	18-May	Ross Barnett Reservoir	C & M tournaments
7.94	21-Mar	Eagle Lake	Media Bass
7.91	11-May	Pickwick Lake	Clays Bait & Tackle
7.89	13-Sep	Pickwick Lake	Darryl Worley
7.82	13-Sep	Pickwick Lake	Darryl Worley
7.76	11-May	Pickwick Lake	Clays Bait & Tackle
7.72	20-Jul	Gulfport Lake	Bass Shamps
7.71	23-Mar	Pickwick Lake	Clays Bait & Tackle
7.62	2-Mar	TTW lakes	Lee County
7.59	26-Oct	Pickwick Lake	Clays Bait & Tackle
7.50	21-Sep	TTW lakes	Belmont Bass
7.50	9-Mar	Bay Springs Lake	Attala Bass Club
7.50	16-Feb	Pickwick Lake	Fishers of Men
7.44	30-Nov	Pickwick Lake	Pickwick Winter Trial
7.43	14-Dec	Pickwick Lake	Pickwick Winter Trial
7.40	22-Jun	Pickwick Lake	Clays Bait & Tackle
7.40	2-Feb	Ross Barnett Reservoir	C & M tournaments
7.37	16-Feb	Pickwick Lake	Fishers of Men
7.36	28-Feb	Pickwick Lake	Clays Bait & Tackle
7.30	23-Mar	Pickwick Lake	Clays Bait & Tackle
7.27	16-Mar	Bay Springs Lake	Belmont Bass
7.28	10-Feb	Ross Barnett Reservoir	Media Bass
7.25	2-Mar	TTW lakes	Lee County
7.20	9-Mar	Ross Barnett Reservoir	Collinsville Bass Club
7.15	30-Mar	Bay Springs Lake	Lee County

Table 4 (Continued)

<u>LUNKER</u>	<u>DATE</u>	<u>LAKE</u>	<u>TOURNAMENT</u>
7.14	8-Jun	Pickwick Lake	Fishers of Men
7.10	17-Mar	Ross Barnett Reservoir	Media Bass
7.09	27-Apr	Pickwick Lake	Clays Bait & Tackle
7.08	14-Sep	Okatibbee Reservoir	Collinsville Bass Club
7.06	2-Nov	Ross Barnett Reservoir	American Bass Anglers
7.00	14-Dec	Bay Springs Lake	Belmont Bass

Table 5. Organizations that submitted reports in the 2013 MDWFP Bass Tournament Program.

<u>Club</u>	<u>Number of tournaments</u>	<u>Number of Anglers</u>
AL DNR B.A.I.T.	11	302
American Bass Anglers	4	57
Attala Bass Club	8	158
B.A.S.S.	6	616
Bass Shamps	16	504
Believers Bassmen	6	142
Belmont Bass Analers	9	196
CGM Bass Tournament	13	418
Clay's Bait & Tackle	8	322
Collinsville Bass Club	5	245
Darryl Worley Open	1	102
Fishers of Men	20	948
FLW	2	262
Jackson Bass Club	2	41
Kings of the River	5	283
Lee County Bass Club	9	259
Media Bass	29	848
Monroe County	11	146
Oceans Springs Bass	11	86
Pickwick Winter Bass	4	79
Safe Harbor	1	94
SMABC	8	177

Table 1. Summary of bass tournament results from the 2013 MDWFP Bass Tournament Program.

Waterbody	Report Cards	Entries	Bass Caught	Bass Per Day	Pounds Per Day	Percent Success	Average Weight	No. >5 lbs.	Big Bass	Average 1st Place
Aberdeen	1	12	31	2.58	5.10	25	1.97	0	4.46	11.51
Back Bay	6	76	228	2.94	3.81	43	1.31	0	3.07	8.72
Bay Springs	12	309	704	2.64	5.86	59	2.36	33	6.17	17.60
Bee Lake	2	42	109	2.57	6.14	21	2.36	2	5.94	17.82
Bogue Homa	1	28	35	1.25	4.12	21	3.30	2	5.88	18.31
Columbus	1	13	24	1.85	3.80	15	2.06	0	3.78	11.30
Eagle Lake	1	64	47	0.73	3.08	3	4.20	2	7.94	22.13
Enid	3	64	158	2.59	4.57	36	1.79	6	4.93	15.96
Flint Creek	2	56	106	1.89	3.27	61	1.73	2	8.54	21.12
Gulfport Lake	10	267	710	2.87	4.49	50	1.58	6	5.04	12.10
Jordan River	7	153	451	3.50	4.91	66	1.42	3	4.19	10.71
Lake Chotard	2	76	78	1.41	2.88	16	2.19	1	5.22	13.28
Lake Ferguson	6	330	459	1.41	3.31	31	2.38	7	5.34	16.75
Lake Lincoln	2	54	82	1.52	2.60	15	1.72	3	7.39	12.44
Washington	1	54	88	1.63	3.80	30	2.33	0	4.55	16.65
Little Eagle	2	44	92	2.31	4.31	19	1.84	1	4.31	12.00
Maynard Creek	1	24	51	2.13	3.86	67	1.82	0	3.48	13.15
Okatibbee	4	180	351	1.99	4.57	64	2.31	9	6.27	18.19
Pascagoula	16	504	1178	2.62	3.99	58	1.52	2	4.18	11.43
Pearl River	20	420	1127	3.02	4.85	72	1.64	4	3.99	12.26
Pickwick	38	1362	2427	2.37	6.20	56	2.74	100	6.53	21.83
Ross Barnett	39	1941	3453	1.94	4.48	47	2.32	63	5.94	15.96
TTW lakes	11	188	509	2.96	6.04	44	2.06	14	5.52	15.61
Wolf	1	24	58	2.42	3.41	17	1.41	0	3.42	10.04
Totals	189	6,285	12,556					260		14.87
Average				2.21	4.31	39	2.10	1.38	5.25	22.24

Table 2. Final rankings of tournament lakes in Mississippi based on 2013 reports.

Ranked by "Fishing Quality Indicators" from lakes with 5 or more tournament reports								
Average weight/bass (lbs.)	Average Number Caught per 8-hour day	Average Pounds Caught per 8-hour day	Index of hours to catch a bass > 5 lbs.	Average big bass weight (lbs.)	Average 1 st place weight (lbs.)	Overall Rank		
Pickwick 2.74	Jourdan 3.50	Pickwick 6.20	Bay Springs 0.80	Pickwick 2.74	Pickwick 21.83	#1. Pickwick Lake		
Ferguson 2.38	Pearl 3.02	TTW lakes 6.04	TTW lakes 1.14	Ferguson 2.38	Bay Springs 17.60	#2. Bay Springs		
Bay Springs 2.36	TTW lakes 2.96	Bay Springs 5.86	Pickwick 1.16	BaySprings 2.36	Ferguson 16.75	#3. TTW Lakes		
Ross Barnett 2.32	Back Bay 2.94	Jourdan 4.91	Pascagoula 2.14	Ross Barnett 2.32	Ross Barnett 15.96	#4. Pearl River		
TTW lakes 2.06	Gulfport 2.87	Pearl 4.85	Ross Barnett 2.62	TTW lakes 2.06	TTW lakes 15.61	#5. Ross Barnett		
Pearl 1.64	Bay Springs 2.64	Gulfport 4.49	Gulfport 3.78	Pearl 1.64	Pearl River 12.26	#6. Jordan River		
Gulfport 1.58	Pascagoula 2.62	Ross Barnett 4.48	Ferguson 4.01	Gulfport 1.58	Gulfport 12.10	#7. Gulfport Lake		
Pascagoula 1.52	Pickwick 2.37	Pascagoula 3.99	Jourdan 4.34	Pascagoula 1.52	Pascagoula 11.43	#8. Ferguson		
Jourdan 1.42	Ross Barnett 1.94	Back Bay 3.81	Pearl River 8.93	Jourdan 1.42	Jourdan 10.71	#9. Pascagoula		
Back Bay 1.31	Ferguson 1.41	Ferguson 3.31	Back Bay .	Back Bay 1.31	Back Bay 8.72	#10. Back Bay		

